

# Advancement News

May-June  
2023

Vol. 13, No. 3

Prepared. For Life.®

As programs and opportunities modify over time, your friends at *Advancement News* will continue to be here to share these changes with you and offer insights. *Advancement News* will be uploaded directly to the [Advancement Resources](#) page of Scouting.org. Each bimonthly edition will be found on the [Advancement News](#) page. Since advancement evolves and occasionally changes, please note that the most current information found in *Advancement News* and the online version of [Guide to Advancement](#) supersedes previous versions.

## In This Issue

- **Survey Responses:** Thank You for your Participation
- **From the *Guide to Advancement*:** Christmas in July
- **On Increasing Advancement:** Positions of Responsibility – Chaplain Aide; Swimming and Advancement for All Scouts
- **Cub Scouts:** Cub Scout Conservation Adventures and Awards Make the World a Better Place
- **Merit Badges:** Best Practices for Approving Merit Badge Counselors NOW Available
- **Scoutbook:** Edit/Advance sub-units—now in Internet Advancement
- **Special Needs Interests:** Swimming Strategies for Scouts with Disabilities
- **Sea Scouts:** Ordinary Advancement
- **Worth Repeating:** Supporting Outdoor Programs—Advancement is like a Sun Tan (May-June 2015)
- **Helpful Links:** Eagle Scout Challenge

## Managing Subscriptions to *Advancement News*

*Advancement News* is designed for council and district advancement committees, advancement staff advisors, and Eagle processors. However, any Scouting volunteer or professional may subscribe. To subscribe to the *Advancement News* announcements, click here: [Subscribe](#)

## Survey Responses

### Thank You for Your Participation

Your coordinator, editors, and the many Scouting volunteers who produce *Advancement News* gratefully send out a sincere ‘thank you’ for all the feedback provided in the recent survey. Your thoughtful responses are being reviewed so we can deliver the information that YOU feel will best help you serve our youth. We appreciate that you look to *Advancement News* to keep you up-to-date on program changes and will continue to “do our best” to continue to be your best, most current source of advancement information.

## From the *Guide to Advancement*

### Christmas in July

Summer camp is right around the corner. Everybody is excited. One of the traditions at many Scouting summer camps is Christmas in July. In this tradition Christmas decorations are put-up all-around camp on the designated day (perhaps as early as June 25th or July 25th) and sometimes gifts are exchanged. Christmas carols are sung at meals in the dining hall. Your gift when you open your present at camp is going to be **The Scouting Program**.

Thus, when you open your gift, you shouldn’t be surprised to find it-it’s **The Scouting Program**. (Afterall, we told you about this in the paragraph above.) Now **The Scouting Program** has lots of moving parts: Advancement, *Guide to Safe Scouting*, Ideals, The Patrol Method, Camping, Uniforms, *etc.* These are not separate gifts but all part of the one big grand idea, **The Scouting Program**. All of these parts work together to achieve the aims of Scouting.

So here you are at summer camp. You have a patrol leaders council meeting to plan the first campout after summer camp. Guided by the senior patrol leader, the patrol leaders have made a list of the 2<sup>nd</sup> and 1<sup>st</sup> class advancement requirements that they think their patrol members will still need after summer camp is over. They’ll use this information to plan the campout activities. This way advancement will be a natural part of the unit program. There are lots of resources from your gift box that can be used at this meeting: *Guide to Advancement*, *Scout Handbook*, *Patrol Leader’s Handbook*, and *the Scoutmaster’s Handbook*. In addition to planning weekend activities, the SPL, having been coached by the Scoutmaster, will guide the Patrol Leaders through an evaluation of the safety concerns at the campout. The resource that they’ll use is, of course, *Guide to Safe Scouting*. This shouldn’t be an afterthought but an integral part of the planning process.



*Continued on page 3*


Continued from page 2

This example should serve to remind you that all of the parts of **The Scouting Program** work together to achieve the aims of Scouting. The *Guide to Safe Scouting* is part of all Scouting activities, including but not limited to meetings, hikes, service projects, Eagle projects, Merit badge sessions, campouts, and summer camp – All activities!

Make sure you use all of the parts of **The Scouting Program** so they work together to give you a successful unit operation. Use the *Guide to Safe Scouting* in all your unit's activities. This will ensure that you achieve the aims of Scouting and have a safe outcome. Now isn't that what we're all about?

### **Guide To Advancement 4.2.3.3**

*The National Health and Safety Committee has issued two documents that work together to assist youth and adult leaders in planning and safely conducting service projects: [SAFE Service Project Planning Checklist](#), and its companion, [SAFE Project Tool Use](#). Unit leadership should be familiar with both documents*



## **On Increasing Advancement**

### **Positions of Responsibility – Chaplain Aide**

Our Scout Oath starts out with “On my honor I will do my duty to God...” and the Scout Law ends with “Reverent.” **“The BSA maintains that no member can grow into the best kind of citizen without recognizing an obligation to God and, therefore, recognizes the religious element in the training of the member, but it is absolutely nonsectarian in its attitude toward that religious training.”** Its policy is that the home and organization or group with which a member is connected shall give definite attention to religious life.”

In this recent series of articles, we have been sharing the linkage between the Scouting Aim of leadership development and the Scouting Method of advancement via youth positions of responsibility.

All the positions of responsibility listed in the requirements for Star, Life, and Eagle, help a Scout to help others in various ways. This one is, of course, no exception, including the chaplain aide.

The chaplain aide can be an important position for the Scout, the Scoutmaster(s), and the troop. As the troop is getting ready for the prime camping seasons and will be experiencing the beauty of the outdoors - nature at its finest – it is a good time for reflection. Being in the outdoors also brings mealtime and possibilities for spiritual observances. Some of our most spiritual times are at a camp chapel or sitting along the trailside experiencing the beauty of the Earth. The guidance of the chaplain aide can enhance these opportunities for Scouts and Scouters to share the experience together.

Continued on page 4

The chaplain aide position provides troop leadership experience as the Scout works with the troop chaplain (usually an adult member of the clergy) to plan appropriate interfaith religious services during troop outings.

- They encourage troop members to strengthen their own relationships with God through personal prayer and devotion, and participation in religious activities appropriate to their faith.
- They participate in patrol leaders council planning sessions to ensure that spiritual emphasis is included in troop activities.
- They help keep track of the religious calendar for the faiths represented in the troop to ensure the youth and adult leadership of the troop are aware of potential opportunities and to avoid conflicts.
- The aide helps the troop chaplain (or other designated adult) plan and conduct an annual Scout-oriented religious observance. This occurs preferably during Scout Week in February.
- They present an overview of the religious emblems program at troop meetings at least once per year, and help the troop chaplain recognize troop members who have received their religious emblems – usually earned through and presented at their own place of worship - perhaps during a troop court of honor.

The information on the role found at [www.scouting.org/programs/scouts-bsa/troop-resources/](http://www.scouting.org/programs/scouts-bsa/troop-resources/) recommends that a chaplain aide should have earned or be in the process of completing his religious emblems study program. It is recommended that the Scout selected be at least a First Class Scout. The chaplain aide should be mature and sensitive, a Scout who has earned the trust of their fellow Scouts.



We encourage you to use this important position of responsibility to give your Scouts more leadership experience, to keep them engaged in the troop, to help them advance, and to strengthen your troop.

Take a look at <https://troopleader.scouting.org/chaplain-aid/> for a brief orientation on the role. A “handbook” for the role may be found at [http://scoutingwire.org/wp-content/uploads/2016/08/522-036\\_web.pdf](http://scoutingwire.org/wp-content/uploads/2016/08/522-036_web.pdf).

## About *Advancement News*

*Advancement News* is the official e-letter of the Boy Scouts of America National Advancement Program Team. Its intent is to provide and clarify procedures found in the *Guide to Advancement*, announce various changes and updates in advancement, and to assist advancement committees in making decisions that can help increase the rate of advancement. Therefore, districts and councils may reprint articles from this publication. Our plan is to distribute six issues of *Advancement News* annually, but special editions may go out whenever there is important information to share. Feedback, suggestions, and letters to the editor are welcome at [advancement.team@scouting.org](mailto:advancement.team@scouting.org)

## Swimming and Advancement for All Scouts

Swimming is an integral part of the BSA, having rank requirements in Cub Scouts, Scouts BSA, and Sea Scouts. Getting Scouts into the water and having a safe fun time goes a long way to teaching them lifelong skills that may someday save their life. Early swim lessons can help a Scouts become better swimmers and lead them to the successful completion of their rank requirements.

The Aquatics goals are not to further traumatize a Scout who cannot swim but to challenge them. Every willing Scout should have an opportunity to get into the water and have fun. Many swimming area hours get dedicated to advancement-related activities like merit badges, Cub adventures, and special award opportunities like snorkel, scuba, and mile swim. However, **opportunities for recreational time in the water are especially important for Scouts with disabilities** so they can try new things, have fun in the water, and cool off on hot days.

Some Scouts have disabilities that are obvious, like physical disabilities, blind, deaf, or Down syndrome. Physical disabilities include people who need mobility equipment like wheelchairs and crutches, but also include people that have limited strength, endurance, or coordination. For every obvious disability you encounter, there will be several Scouts with less obvious special needs like learning disabilities, ADHD, autism, history of seizures, or anxiety disorders. Young swimmers may need extra support and consideration even though they are not disabled and do not have an identified special need.

If a Scout has a disability that would prevent them from completing their rank requirements then they and their unit should follow the procedures set forth in the *Guide to Advancement* Section 10, <https://www.scouting.org/resources/guide-to-advancement/>.

Section BB-1 of the Inclusion Toolbox, with a link on the Scouting website, <https://www.scouting.org/resources/disabilities-awareness/> goes into details on many strategies covering Scout Swim areas at our camps.

Scouts time in the water should be a challenging, learning, and fun time – all in a safe environment.

## Cub Scouts

### Cub Scout Conservation Adventures and Awards Make the World a Better Place

Conservation Advancement Adventures is a wonderful way to learn about our environment and take care of the places we will visit over the summer break, potentially including a locally held day camp. There are even three awards Scouts can earn by accomplishing this with a few extra steps – the Cub Scout World Conservation Award, the Conservation Good turn Award, and the Messenger of Peace Award. For additional information on this topic beyond this article, view the Cub Chat Live scheduled for April 28<sup>th</sup>, 2023 at <https://blog.scoutingmagazine.org/cubchatlive/>



Continued on page 6

The Adventures that Dens can select to work on to encourage conservation and taking care of the planet are:

**Tiger:**

- My Tiger Jungle (Required Adventure)
- Tigers in the Wild (Required Adventure)

**Wolf:**

- Call of the Wild (Required Adventure)
- Paws on the Path (Required Adventure)
- Air of the Wolf (Elective Adventure)
- Spirit of the Water (Elective Adventure)

**Bear:**

- Fur, Feathers, and Ferns (Required Adventure)

**Webelos:**

- Webelos Walkabout (Required Adventure)

**Arrow of Light:**

- Outdoor Adventurer (Required Adventure)

**Webelos Electives**

- Castaway
- Into the Wild
- Into the Woods

**World Conservation Award**

The World Conservation Award provides another opportunity for individual youth members to “think globally” and “act locally” to preserve and improve our environment. This program is designed to make youth aware that all nations are closely related through natural resources and that we are interdependent with our world environment. Applications for this award are available at the council service center.

The World Conservation Award can be found here:

<https://www.scouting.org/awards/awards-central/world-conservation/>

It has many of the required Adventures and a few more steps that Scouts may be able to complete at Cub Scout day camp, such as constructing a bird feeder if they are a Bear.



Continued on page 7

## Messenger of Peace Award

<https://www.scouting.org/international/messengers-of-peace/>

There is even an international award Cub Scouts and other Scouts across the globe can earn called the **Messenger of Peace Award** and it has a patch that can be purchased for completing the Inspire, Learn & Decide, Do, and Share process and followed by the unit leader logging in the project. This can be earned at all levels of Scouting for conservation efforts in your community through projects and then sharing about those projects.



It is the perfect time of year to get inspired to use the Cub Scout Advancement program and awards for Cub Scouts and families to learn how to take care of the environment around them and to think about the greater environment beyond where we live.

## Conservation Good Turn

<https://www.scouting.org/outdoor-programs/conservation-and-environment/conservation-good-turn/>



Ideas beyond the Adventures and Awards can be found in many places and Scouts can earn a *Conservation Good Turn Certificate* for participating.

A Conservation Good Turn certificate is available at the council service center for units that participate and report on their efforts. A Conservation Good Turn patch is also available for purchase at the council service center to recognize individual youth and adult members who participate in a meaningful conservation project.

## Cub Scouts and Webelos Scouts

Cub Scouting conservation projects could involve the entire Cub Scout pack, or one den, plus adult leaders and family members. Hands-on projects help Cub Scouts and Webelos Scouts realize that everyone can do things to care for the environment. Cub Scouts and Webelos Scouts participating in the Conservation Good Turn can also meet some advancement requirements. Suggested projects include, but are not limited to

- Plant grasses, trees, shrubs, and ground cover to stop soil erosion.
- As a den or pack, adopt a park. Remove litter and garbage from a favorite neighborhood recreation area or park.
- Organize or participate in a recycling program in your neighborhood, or visit a recycling center.
- Arrange a natural resources awareness program. Invite natural resource professionals such as wildlife biologists, soil conservationists, foresters, or conservation officers to speak to your pack.
- Participate in a beach or waterfront cleanup. Record the items collected and determine the possible harmful effects to wildlife. With youth participation, develop a plan to educate the public about the dangers posed to wildlife.
- From a local, state, or national organization that is concerned about environmental protection, obtain suggestions for den and pack projects to improve the environment.
- As a den or pack, visit a public utility to learn about the wise use of resources, and become involved in programs offered by utilities to help consumers conserve resources.
- Contact the camp ranger or BSA local council property superintendent for information about camp needs and plans. Establish a nature trail, plant vegetation, or carry out other needed projects as requested by the camp ranger.

## Scouts BSA

### Linked Troops and Advancement—Linked Troops Provide Advancement Opportunities for All



#### What is a “linked Troop?”

*A linked troop occurs when multiple troops are served by the same chartered organization and a troop committee.*

In the Midwest, one troop has fully embraced the Linked Troop concept and serves as an excellent example of what linked troops can achieve both alone and together. They agreed to share some of their best practices.

The adventure started when the Chartered Partner of the existing boys’ troop agreed to charter a troop for the girls, after determining that there was interest in forming one. Parents of all Scouts to be involved were contacted, and formed a committee. Yes, the committee is shared between troops. They also share equipment. And their treasury.

Continued on page 9



*Continued from page 8*

How does the linked troop experience work on outings? Well, before the outings, the planning takes place a full year in advance. This occurs during a specific planning outing. Each troops Patrol leaders Council plans troop meetings and outings for the year, allowing ample time to make reservations and have an effective calendar. The planning outing is shared between the two, and always includes summer events, new Scout orientations and a varying level of adventures.

On the many outings, there is sufficient leadership per Youth Protection Guidelines, including at least one male Scoutmaster for the boys' troop and one female Scoutmaster for the girls' troop. An early learning was that the girls were much more comfortable when there was a consistent, *repeat* female adult on outings. This consistency provides a very powerful strength in the relationship that develops between the Scouts and the leader. One further female troop-specific point is that they always have two-deep female registered leadership on outings, in order for the Barriers to Abuse strategies to be firmly in place.

Sometimes there is a single gender troop-only outing. In this case, a youth "Camp Master" may be assigned to make the plans. An adult advisor is also assigned and helps to relieve the concerns of the Scoutmaster. The adult is in charge of Safety overview, funds, and making reservations.

Most outings are joint outings. All Youth Protection policies are firmly in place (See [Guide to Safe Scouting](#)). The two separate troops start out together, arrive together, but set up camps in separate areas, with adults centered between the troops (adults are separated by gender as well). The campout continues and the activities are planned to provide activities that are desired and available for each separate troop. Girls may do horseback riding, boys may not want to, or vice versa. However, each Patrol conducts their food preparation as determined by the Patrol ahead of time. At a joint outing, they often share a campfire. Adults may act as their own patrol.

How does the joint Troop meeting look? The group meets in a single room, have a joint flag raising, and the two separate Senior Patrol leaders divide up the flag raising and lowering opportunities. After the flag ceremony the two separate troops will work separately for the rest of the meeting, with each troop doing their own pre-determined activities.

*Continued on page 10*

### [Youth Protection and Barriers to Abuse FAQs | Boy Scouts of America \(scouting.org\)](#)

The February 2023 [Update to the FAQ](#) regarding Youth Protection and Barriers to Abuse, clarified that "The requirement to ensure that a registered female adult is present at activities serving girls is not dissimilar to policies we've enacted in the past for Venturing when male and female adult leaders were required for certain co-ed activities....."

In addition, the [Program Requirements](#) section specifically answers questions about the Scouts BSA boy troop and Scouts BSA girl troops that are linked in activities.

Continued from page 9

One feature that is working well is that the meeting starts at 7pm, but some specific advancement opportunities are available 30 minutes prior. A skill session may be provided, designed to help with the advancement elements of the early rank requirements. Patrol meetings can also help determine what specific skills and general “review and sign off requirements” should be scheduled.

Remember that Planning Session? At that event not only are the outings planned, but the advancement plan is also reviewed. The determination of what rank advancements need to be accomplished is key, but can be modified as the year progresses.

The linked troop concept succeeded in this case as there were experienced leaders from the very start. Most arrived already having experience with boys. The parents of both boys and girls were then brought on board to provide plenty of adult support. One focus that worked extremely well was ensuring that the girls’ troop provided ample leadership opportunities from the very beginning by keeping both troops separate – plus providing substantial training to enable them to be successful. Outdoor Leader Training is critical for the adults, and they sometimes use an “internal” adult to provide immediate training to the adults as they are recruited. They also encourage their participation in both online and in person training as available from the district and council. This is such a critical part of success that the troop pays half the fees for trainings with a cost.

An additional suggestion for those thinking about starting a girl troop, would be to have the Scouts visit an existing troop to experience the concept before jumping in. Finding a sister troop to work with and to have that troop become a “host” troop to link to could also be a good start. The philosophy that is promoted for the girl’s troop is that they can “do anything that they want to do, can be anything that they want to be” – just like the boys.

## Merit Badges

### ***Best Practices for Approving Merit Badge Counselors NOW available***

Recruiting and approving merit badge counselors is an important responsibility, which formally rests with the council advancement committee. During 2022, *Advancement News* provided a series of articles on best practices that have been used with success. A Merit Badge Quiz was also shared in 2023. These items have been combined and are available at the [Advancement Resources](#) site.



[Best Practices for Approving Merit Badge Counselors](#)

We encourage District and Council advancement committees to share this resource with their members.

# Scoutbook

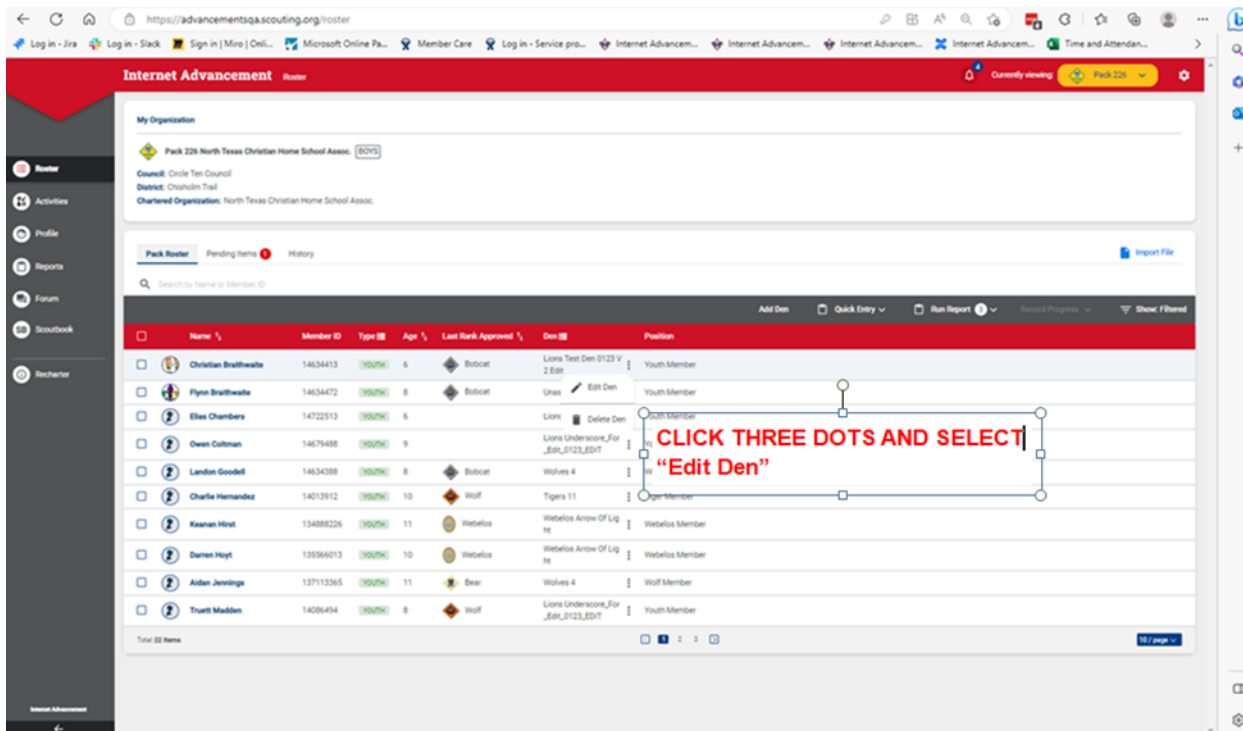
## Edit/Advance sub-units—now in Internet Advancement

We are arriving at the end of the school year when many Cub Scouts and Scouts are graduating to a new grade level. Consequently, Cub Scout leaders may need to edit/advance dens\* to the next program level and Scout leaders may need to edit patrols.

This function **can now** be completed in Internet Advancement and comes with the added function of being able to demote a den in case a mistake was made. (In Scoutbook, administrators are unable to demote dens once they have advanced to the next program level, which can be problematic.)

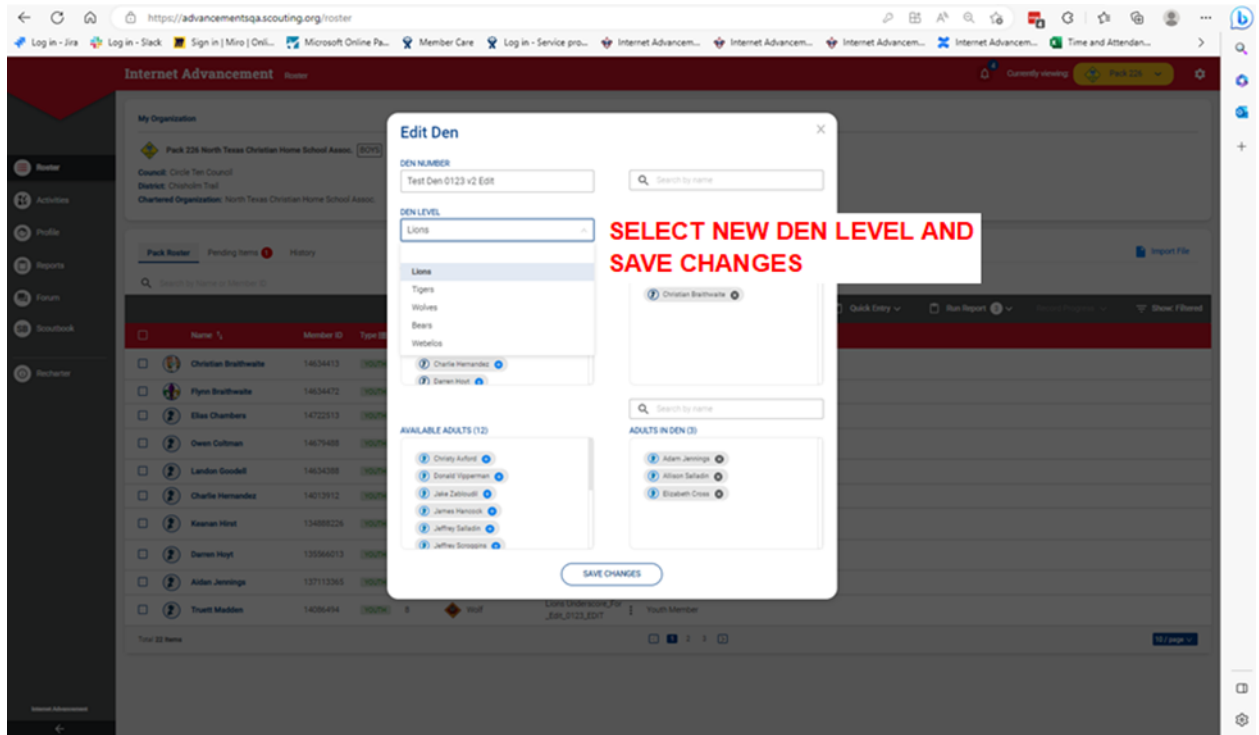
**Den Highlight:** Webelos don't advance since they are in an 18 month program with two ranks. Also, advancing dens really should be done for the whole pack at the end of the year. We recommend starting with the Bear den and working down program levels to avoid confusion.

### Edit a den:

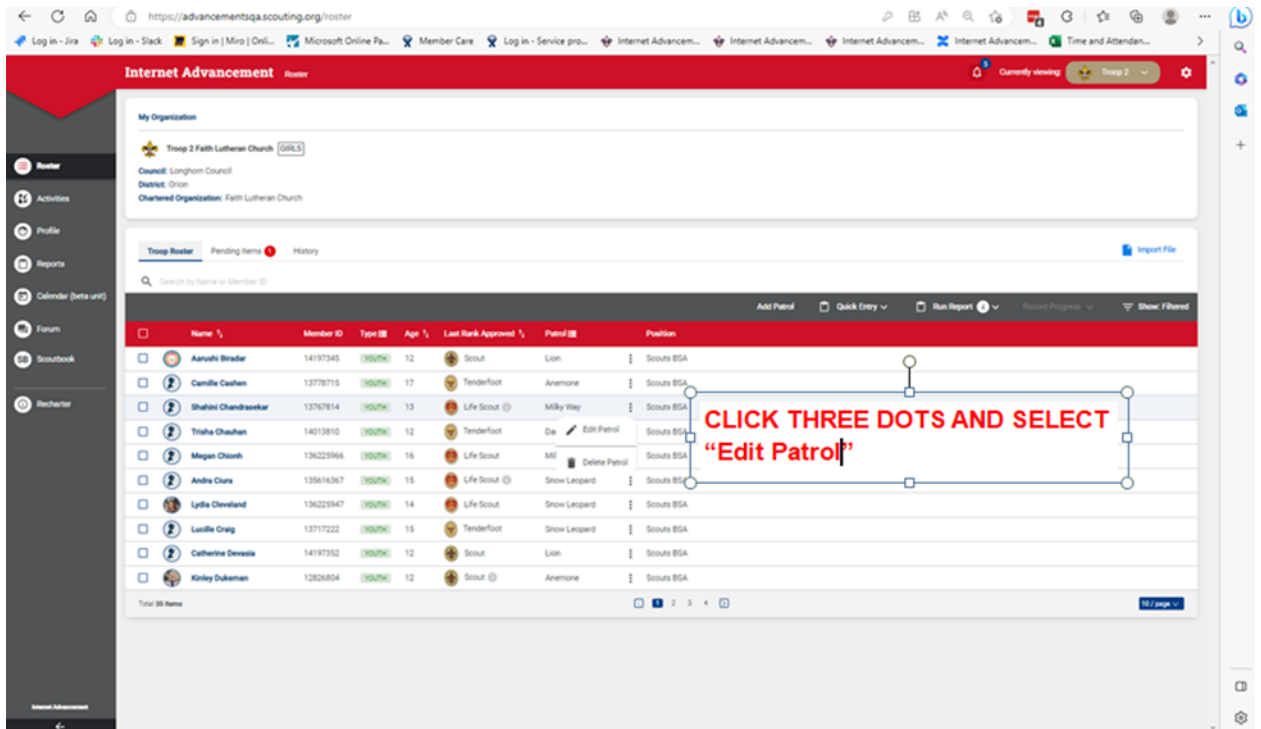


Continued on page 12

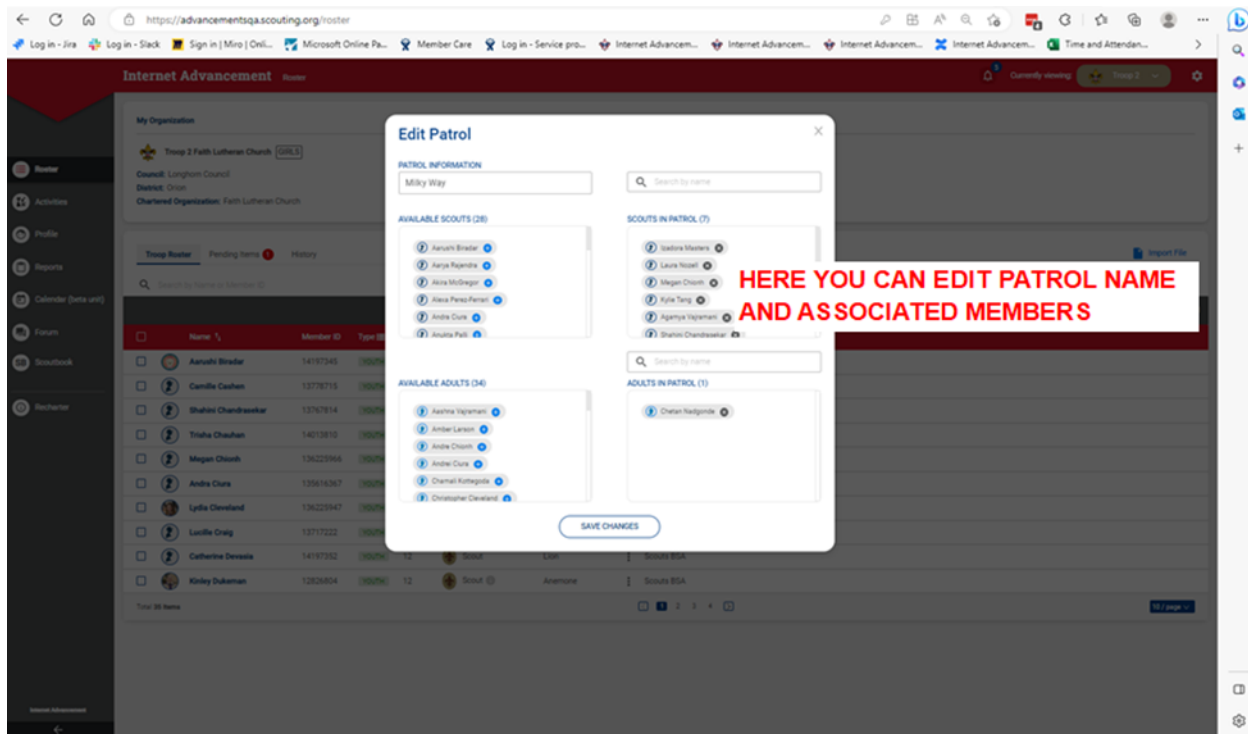
Continued from page 11



### Edit a Patrol:



Continued on page 13



## Sea Scouts

### Ordinary: Advancement Review

Our recent series on Sea Scout advancements continues this month – the first rank is the Apprentice rank, followed by Ordinary, then Able and finally Quartermaster.



Last publication, we discussed the Apprentice rank. This time we'll discuss the Ordinary rank. Many find that when they complete the Ordinary rank, it will be easier to go ridin' with Poseidon.

- Explain the symbolism of the Sea Scout emblem. Like in Scouts BSA, and Cub Scouts, youth are required to know the symbolism in logos. Also included are two parts about the American flag and explaining to a Scout leader how one can live the Scout Oath and Law.
- Active membership is the same in all levels of Scouting. A difference is that many Sea Scout ships are lax about meetings because older youths are also in the high school band or athletic teams. So, the youths may not be able to be as active when those school activities are in session. Sea Scouts are also required to recruit a new Sea Scout member.
- Leadership – Scouts are expected to participate in Introduction to Leadership Skills for Ships, complete quarterdeck training and serve as an activity chair for a major ship event. The quarterdeck is the group that meets in addition to the ship meetings and plans ship activities.
- Since Sea Scouts involves water, Sea Scout youth must pass all requirements for the Scout BSA's swimming merit badge. Merit badges, however, are not given to Sea Scouts.

*Continued from page 13*

- Safety is a key element on all ships – whether a 35-foot sailboat or a kayak. Youths must learn the BSA’s Safety Afloat, develop activities for the ship, plan a man overboard drill, drill on what to do in case of fire on the boat and practice abandon ship drills. They also must cook, work with communications equipment, and do meal clean-up. These are really just common-sense approaches to anyone who will be on a sailing vessel.
- Marlinspike is another way to say work with line on a vessel; line on land is called rope. The biggest mistake non-sailors make is calling a line a rope on a ship.
- Scouts also have to demonstrate uses with various knots and cut and heat-seal a synthetic line.
- The next section is called Boat Handling and requires that the Scout will know parts of the boat, demonstrate their ability to properly use oars on either a rowboat or a paddle craft.
- Section Eight is about anchors and the different types, which is called ground tackle.
- Demonstrate the knowledge and use of navigation rules is the main idea behind this section.
- Section 10 is for piloting and navigation, which includes understanding military time, understanding latitude and longitude, dead reckoning and how a GPS works.
- This area deals with what to do while on the boat. Serving lookout for two hours is among the requirements.

The other sections deal with environment, weather, cruising, boat safety and performing at least eight hours of service for the Scout’s ship and eight hours of service in their community. There also are electives that are required in each rank. They will help the Scout put the “aqua” in *Aqua(wo)man*.

## **Special Needs**

### **Swimming Strategies for Scouts with Disabilities**

Every willing Scout should have an opportunity to get into the water and have fun. Many swimming area hours get dedicated to advancement-related activities like merit badges, Cub Scout Adventures, and special award opportunities like snorkel, scuba, and mile swim. However, **opportunities for recreational time in the water are especially important for Scouts with disabilities** so they can enjoy camp, try new things, and cool off on hot days.

Some Scouts have disabilities that are obvious, like physical disabilities, blind, deaf, or Down syndrome. Physical disabilities include people who need mobility equipment like wheelchairs and crutches, but also include people that have limited strength, endurance, or coordination. For every obvious disability you encounter, there will be several Scouts with less obvious special needs like learning disabilities, ADHD, autism, history of seizures, or anxiety disorders. Camp is exciting and challenging and over the course of a multi-day camp session, Scouts with disabilities may tire out or act out more as time goes on. Some Scouts with milder

*Continued on page 15*

*Continued from page 14*

special needs may start camp without needing accommodations but begin to need them later on. Young swimmers may need extra support and consideration even though they are not disabled and do not have an identified special need.

## **SWIM CHECK STRATEGIES**

**Communication**– Unit leaders that bring Scouts with disabilities to swim check should talk to the Swim Area Director beforehand. The leaders can identify for the swim area director, Scouts with known disabilities or needs. Tell what types of accommodations you think are needed and how the staff can help.

**Parent/Caregiver Communication**– It is not unusual for a parent, family member, or caregiver to attend camp with the Scout with a disability and to be at swim check. This is a good time for the unit leadership to ask what the family thinks the individual goals are for their child when it comes to swimming. Even if the caregiver is used to physically supporting the Scout in the water, encourage the Scout to bring a similar age buddy to the swim area for the fun and social aspects of swimming. Three-person buddy groups with two Scouts and a caregiver are fine. Let the Swim Area Director know and in turn their staff can be alerted.

**Non-swimmers**– Some Scouts will not want to attempt the swim test and plan to be non-swimmers. This should be relayed to the staff. Remind the Scouts that they don't have to be able to swim to come to the swim area and play in the water. Encourage them to come for instructional swim time and learn. Encourage them to dangle their feet in the water while the others are doing swim tests. Not only does this let them cool off, it gives unit leaders and the Swim staff a way to identify Scouts that have sensory issues and are unable to be in the water at all. Again, the parent/guardian/caregiver can alert the leadership so those at poolside can give an extra effort in helping the Scout enjoy the experience.

## **OPERATING STRATEGIES**

**Early Start and Departure**–A person who uses a wheelchair or crutches will need some help to get in and out of the water because the equipment needs to be moved to the water's edge to enter and then be moved away to have a clear walkway around the swim area. This situation is easier to manage if these swim area users are allowed to get into the area before the general group is released to get in the water, similar to pre-boarding on an airline flight. Some Scouts with sensory noise challenges can benefit from this as well. As a counterpart, it is also a good idea to assist them by giving them a head start at the end of a swimming period so they can move away from the water, move their buddy tags, and get into the changing areas before the walkways get crowded with exiting swimmers. Discuss this with the Swim Director and staff beforehand if this is an issue for your Scout(s).

**Managing Waves & Splashing**– There are some Scouts that will find the splashing and wave action in a crowded area at open swim time to be distressing, either because they have limited mobility to protect their faces or have sensory issues with noise or being surprised by water hitting their faces. Find out what the overall swim schedule is, and work with the staff so they can accommodate for these Scouts by allowing them to have recreational water time alongside the instructional swim class or a smaller merit badge/adventure/award class.

Visit Section BB-1 of the Inclusion Toolbox, with a link on the Scouting website, <https://www.scouting.org/resources/disabilities-awareness/> for more details on many strategies covering Scout Swim areas at our camps.

## Worth Repeating

### From the Guide to Advancement

#### Supporting Outdoor Programs – “Advancement is Like a Suntan”

May-June, 2015

Topic 3.0.0.1 of the *Guide to Advancement* states that one of the responsibilities of a council advancement committee [CAC] is to “support outdoor programs where advancement may take place, such as day camps, Cub Scout resident camp, long-term camping experiences, and specialized activities featuring advancement.

In the words of Baden-Powell, “Advancement is like a suntan... It’s something that happens naturally whilst having fun in the out-of-doors.” From a practical standpoint, how does this advancement happen and what form might it take? Let’s review each of the activities cited:

- Advancement is not intended to be a primary focus at Cub Scout day camp. If advancement happens as a natural part of a fun and engaging program, great! Working in advance with the council camping committee could assure that activities leading to advancement make sense for the camp environment and are relatively easy to carry out.
- When advancement is included in Cub Scout camp program, it should focus on elective adventures. So as not to disrupt the den program, any use of the required Adventures at day camp or resident camp should be directed to “partials” – individual requirements that may be difficult for dens to accomplish on their own. If feasible, CAC members might visit the camp to observe and quietly evaluate how activities could be modified to better integrate advancement requirements in the future.
- For Scouts BSA, long-term camping experiences, which include local treks as well as summer camps, advance collaboration between the CAC and the event planners can again go a long way toward maximizing the advancement opportunities for each participating Scout. If on-site observation is logistically difficult or impossible, a post-event questionnaire might well be a better evaluation approach, for both anonymity and quantification of responses.
- For specialized activities, such as skill days or merit badge fairs, early CAC involvement with planners is important to ensure that whatever advancement-related activities are planned—and more importantly, whatever requirements a Scout believes are fulfilled—are in accordance with BSA policy. For example, planners should be cautioned that merit badge requirements cannot be altered by any individual, unit, or district. Additionally, while some merit badge requirements can be used for advancement others may not—which should be properly reflected in literature about the event.

Collaboration, planning, and monitoring—all in a spirit of cooperation—will help the council advancement committee fulfill its mission and the Scouts to have more personally rewarding experiences.

### Editor’s Note

Editor Note: This article referenced was written before girls were introduced into Scouting programs. Therefore, minor modifications to the original article have been made to reflect gender references. The terminology ScoutsBSA has been substituted for all references to Boy Scouts. Cub Scout Adventures reflect the use of appropriate capitalization.



# Helpful Links

The most current materials of interest for Scouters who are involved in the administration of advancement are located in one handy place, the Advancement Resources page at [www.scouting.org/Advancement](http://www.scouting.org/Advancement).

## Eagle Scout Challenge No. 542-900

Springtime brings a flurry of Eagle Scout Court of Honor events for many of the Scouts BSA members who have completed their Eagle Scout rank. Some of them are heading off to college in the fall, and this time of year provides one last opportunity for their well-deserved recognition.

One of the time-honored traditions of the court of honor is the reading of the Eagle Scout Challenge. Each troop and each Scout will determine exactly how to use this challenge. Some troops invite the Eagle Scouts in the audience to join in and reaffirm their obligations. The presenter of this special part of the court of honor will want to practice reading this aloud, so that the audience will benefit from the entirety of the message and the younger Scouts can be motivated to envision themselves reciting it at their own Eagle Scout court of Honor.

Those who plan the Court of Honor will want to provide a copy of this Eagle Scout Challenge to be retained by the Eagle Scout along with other memorabilia from this significant Scouting event.



### Eagle Scout Challenge

The foremost responsibility of an Eagle Scout is to live with **honor**. To an Eagle Scout, honor is the foundation of all character. The Eagle Scout knows that "A Scout is trustworthy" is the very first point of the Scout Law for a good reason. An Eagle Scout lives honorably, not only because honor is important but because it is vitally important to set an example for other Scouts. Living honorably reflects credit on your home, your place of worship, your troop, and your community. May the **white** of the Eagle badge remind you to always live with honor.

The second obligation of an Eagle Scout is **loyalty**. This means being true to your family, Scout leaders, and your friends, school, community, and nation. Loyalty to the troop and your fellow Scouts makes you pitch in and carry your share of the load. All of these help to build the loyalty that means devotion to community, to country, to one's own ideals, and to God. Let the **blue** of the Eagle badge always inspire your loyalty.

The third obligation of an Eagle Scout is to be **courageous**. Courage has always been a quality by which people measure themselves and others. To a Scout, bravery means not only the courage to face danger, but also the determination to stand up for what is right. Trusting in God, with faith in your fellow citizens, you can look forward to each day, seeking your share of the world's work to do. Let the **red** of the Eagle badge remind you always of courage.

The fourth obligation of an Eagle Scout is to be **cheerful**. To remind the Eagle Scout to always wear a smile, the **red, white, and blue** ribbon is attached to the scroll of the Second Class Scout rank, which has its ends turned up in a **smile**.

Another critical responsibility of an Eagle Scout is **service**. Eagle Scouts extend a helping hand to those who still toil up Scouting's trail, just as others have helped them in their climb. The performance of the daily Good Turn takes on a new meaning when the Eagle Scout enters an adult life of continuing service to others. Eagle Scouts stand as protectors of the weak and helpless, aiding and comforting the unfortunate and the oppressed. They uphold the rights of others while defending their own. As an Eagle Scout, you will always "Be Prepared" to put forth your best.

You deserve much credit for having achieved Scouting's highest rank. But wear your award with humility, ever mindful that the Eagle Scout is looked up to as an example. May the Scout Oath and the Scout Law be your guides for tomorrow and into the future.



542-900  
2019 Printing